



G5.SRC Programmable DC Power Supply Series

The G5.SRC series are unidirectional sources which can operate in CV, CC, CP and Ri-Sim control modes. It is universally applicable and therefore suitable as a source for all industrial and scientific applications in laboratories as well as on test benches and production lines. The modular and finely graded G5.SRC series is characterized by highly dynamic response times, adjustable filter time constants and a wide current-voltage range with an auto-ranging factor 3. Optional software, programming and communication interfaces as well as safety functions allow the G5.SRC power supplies to be optimally adapted to special customer application requirements.

Device Types

Voltage V	Power kW	Current A	Height U	Order Code
0...500	18	0...108	4	G5.SRC.18.500.108
0...500	27	0...162	7	G5.SRC.27.500.162
0...500	36	0...216	7	G5.SRC.36.500.216
0...500	54	0...324	10	G5.SRC.54.500.324
0...1000	18	0...54	4	G5.SRC.18.1000.54
0...1000	36	0...108	7	G5.SRC.36.1000.108
0...1000	54	0...162	10	G5.SRC.54.1000.162
0...1500	27	0...54	7	G5.SRC.27.1500.54
0...1500	54	0...108	10	G5.SRC.54.1500.108

Modular and Easy Scalable Systems

The output of an individual power supply is in the range from 0...18 kW to 0...2000+ kW, up to 3000 VDC. The advantageous modularity of REGATRON power supply solutions allows the system to be easily adapted to ever changing test requirements. Not only is it possible to reconfigure between parallel, series, and mixed operation, but also to expand the system with additional power supply units or to split it into smaller units.

Therefore, the purchase of a REGATRON power supply is a solid investment for the future.

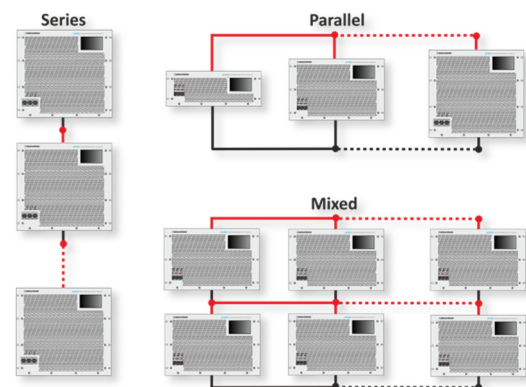


Figure 1: Modular concept for easy power and voltage increase by parallel, series, and mixed operation. The parallel configuration allows even an operation of different power levels, e.g., 18, 36, and 54 kW modules, in one system.

Whether for single devices or powerful multi-device master-slave systems, REGATRON also offers turnkey cabinet solutions or project specific system integration according to customer specifications.

Applications and Features

The high accuracy and dynamics of the G5.SRC series, as well as the ability to easily change between different master-slave configurations, make this series the ideal power supply solution for unidirectional R+D tasks and test bench applications such as testing of inverters or simulation of DC sources like e.g., fuel cell stacks.

Various excellent features such as switchable filter time constants and adjustable controller settings as well as the integrated powerful 8-channel digital scope assist the user to quickly and easily achieve optimal system behavior for a special customer application. The G5.SRC series also offers the possibility to store, edit, and recall any device configuration on board the power supply.

Dynamics

Maximum speed or minimum overshoot? Figure 2 shows that the dynamic parameters of the G5.SRC series can be easily adapted to a specific task.

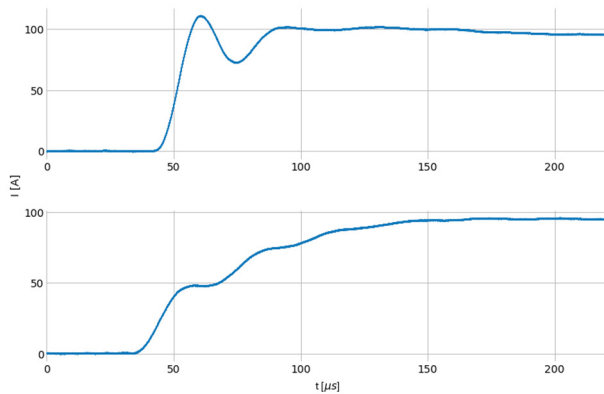


Figure 2: Parameterization example: set-value step currents. 0...97 A@333VDC in <50 μs with overshoot (top), in <200 μs w/o overshoot (bottom).

General Dynamic Data

rise/fall time	voltage 0...90%	150...200 μs
set-value step	current 0...90%	50...100 μs
response time load step	CV, recovery within 0.5% set value	100...150 μs

Accuracy

The G5.SRC series has an exceptional accuracy of <0.02% FS. There is even an additional high-resolution current measurement range from 0 to 10% FS.

Control Modes

- CV constant voltage
- CC constant current
- CP constant power
- Ri internal resistance simulation

Interfaces

Ethernet and USB

To connect with:

- G5.Control the operating and maintenance software
- API .NET programming, e.g., by LabView, Python, Matlab, or REST interface

I/O port

Interface featuring analog and digital signals used for set and actual values or operating states.

G5.SRC Series as P-HIL Power Amplifier

Power-hardware-in-the-loop (P-HIL) simulation integrates physical hardware and software models in a closed-loop simulation, offering versatile opportunities to investigate the behavior of complex systems at different parameter settings.

A typical P-HIL setup includes a fast real-time computer driving a power amplifier. The G5.SRC series is best suited for this purpose due to its high dynamics and a fast analog port. Time analog-in to DSP: <50 μs

Grid Connection

The wide-band AC input accepts all common AC grid systems and has an active power factor correction.

- AC Grid 380...480 VAC ±10% at 50/60 Hz
- PF 0.99
- Efficiency 95...96%

Options

Software and Control

Time-Based Function Generator

The TFE time-based function generator allows programming either through G5.Control operating software, HMI touch display, or CANmp interface.

- Time-dependent functions $U = f(t)$, $I = f(t)$, $P = f(t)$: sine, triangle, or square as well as user-defined data points. Import and export through csv files supported
- Sweep function for current ripple modulation 0...10 kHz

Application Area Programming

The AAP application area programming feature allows to set the DC output voltage or current or power as a function of any of the input values I_{DC} , U_{DC} , or P_{DC} . The functional relationship is given by a user-defined curve whose values are managed by CSV import/export. In this way, a wide variety of nonlinear electrical two-pole networks can be defined, e.g., photovoltaic arrays or fuel cell curves. As an example, Figure 3 shows the typical fuel cell characteristics with a voltage/current dependence. Embedded calculation on board the G5.SRC assures real-time simulation.

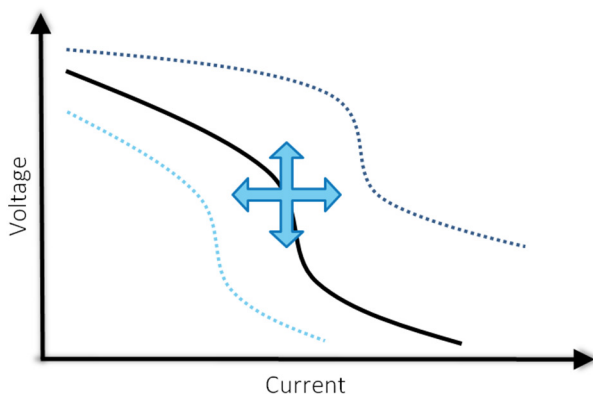


Figure 3: AAP curve with fuel cell characteristic $U = f(I)$.

User Safety

- Integrated safety relay (ISR) for increased emergency stop reliability supporting performance level PL c / PL e according to EN ISO 13849
- Discharge of AC filter (XCD), recommended for mobile use of the device. XCD ensures a discharge time of the AC filter <1 s as required by EN 62477-1
- AC terminal protection cover (PAC.AC), recommended for use as tabletop unit

HMI

The HMI built into the front panel allows comprehensive and convenient operation of the power supply via touch display.

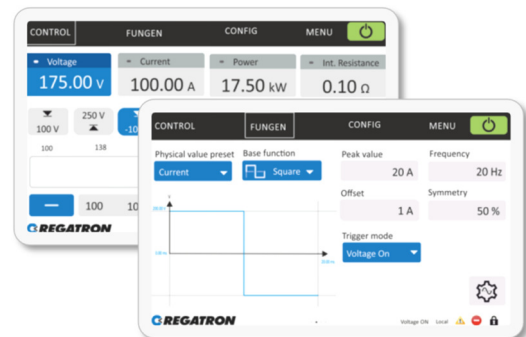


Figure 4: Intuitive control by HMI touch display. Everything you need at a glance.

CAN Interface

The CAN multi-protocol (CANmp) interface has a 1 kHz data rate, a 16-bit resolution and is adaptable to any proprietary CAN bus. In addition, it supports dbc file handling.

Rack-Integrated System Solutions

- Mobile rack solutions up to IP54
- Insulation monitoring: remote activation of the insulation measurement, actual insulation value and warning/error status are provided by CANmp interface or by optional HMI
- Easy reconfiguration between parallel, series, and mixed operation



Figure 5: REGATRON's rack-integrated turn-key system solutions, e.g., 72 kW (left) and 162 kW (right) power levels. Various types of AC/DC connectors and cables allow for comfortable handling. Third-party product integration and numerous safety options are additional features.

Environmental Conditions

Front-panel-mounted air filter (AirFilter), recommended for use in dusty environments

Important Features of the G5.SRC Series

Technology

- Technologically advanced, fast switching, compact 19-inch power supplies
- High control dynamics in the 100...200 μ s range – even at higher power levels
- Exceptional accuracy of <0.02% FS, additional high-resolution measurement range
- Wide current-voltage range with an auto-ranging factor 3
- CV, CC, CP, and Ri-Sim control modes
- Highly efficient, resulting in significant reduction of energy consumption and heat dissipation

System Capability

- Modular and easy scalable systems
- Parallel, series, and mixed operation with a digital high-speed bus
- Simple master-slave configuration with the operating software
- Easy rack mounting
- Optional safety features such as 2-channel safety interface and insulation monitoring
- Turn-key cabinet solutions or project-specific system integration according to customer specification

System Control and Options

- Operating software, extended analysis, parameterization options, and calibration
- Powerful application programming interfaces (APIs)

For detailed technical information, contact your local sales partner or REGATRON.

Regatron AG
Feldmühlestrasse 50
9400 Rorschach
SWITZERLAND

sales@regatron.com
www.regatron.com

Regatron Inc.
100 Overlook Center, 2nd Floor
Princeton, NJ 08540
USA

inquiries@us.regatron.com
www.us.regatron.com

All product specifications and information herein are provisional and subject to change without notice.

Filename: PD_G5.SRC_EN_210331.docx

REGATRON DC & AC Power Supplies: Modular · Precisely Engineered · Technologically Advanced

NEW
DC Generation 5

